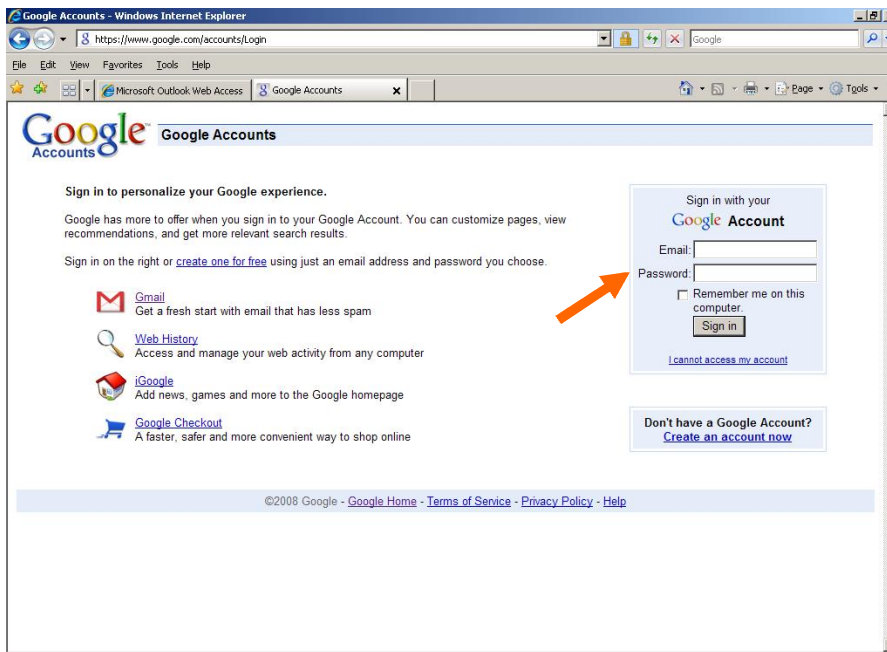


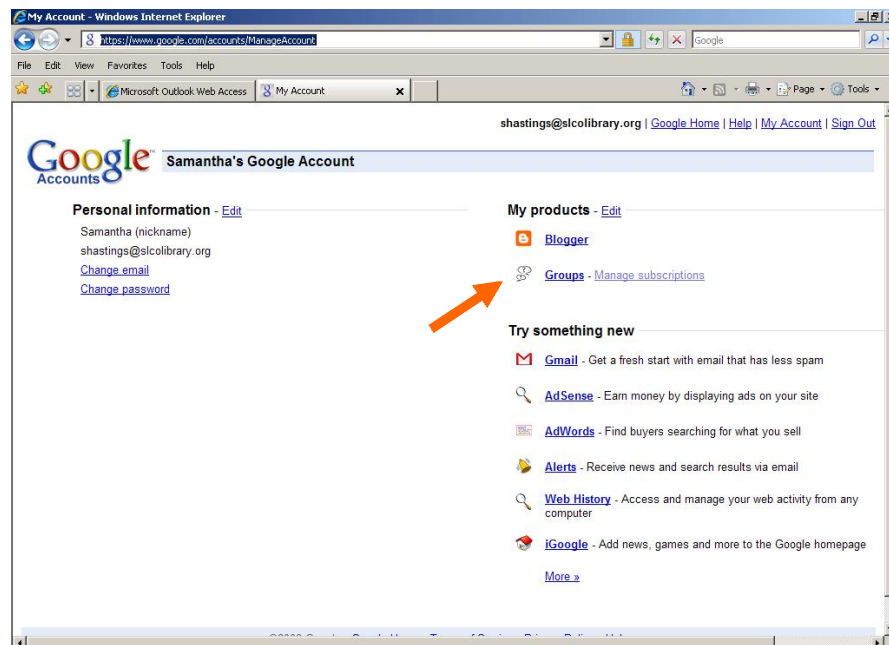
YART Google Group

How to log in:

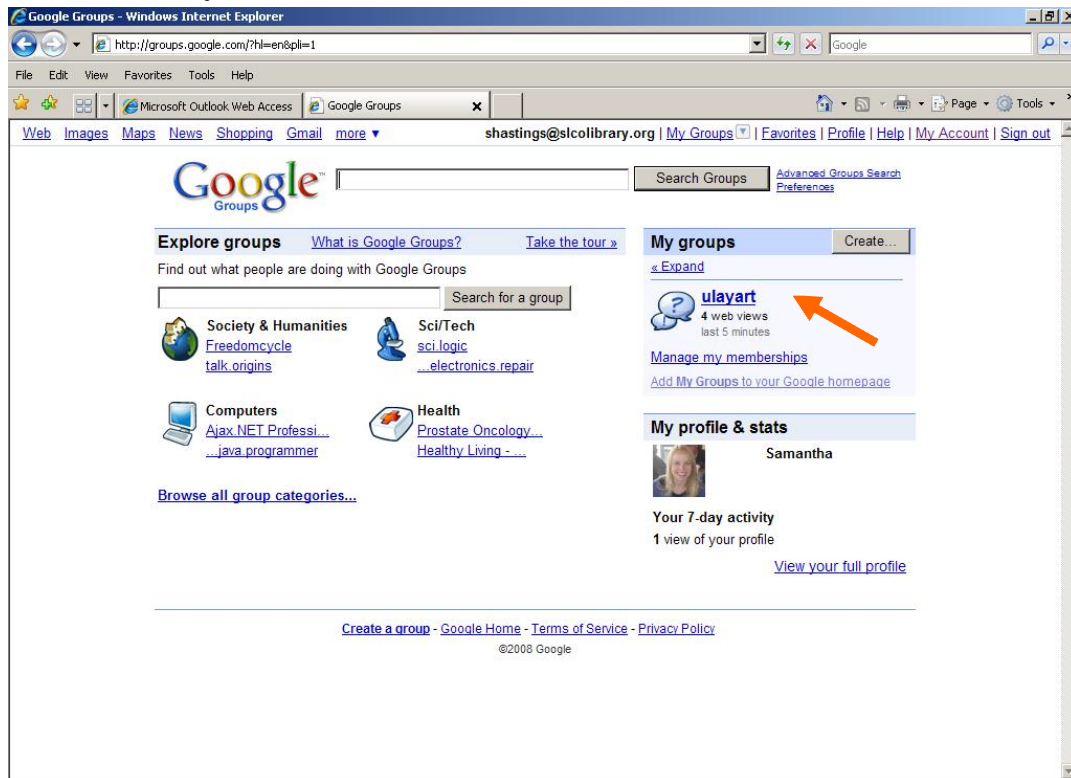
1. Sign into your Google account (email and password)



2. Click on "Groups."

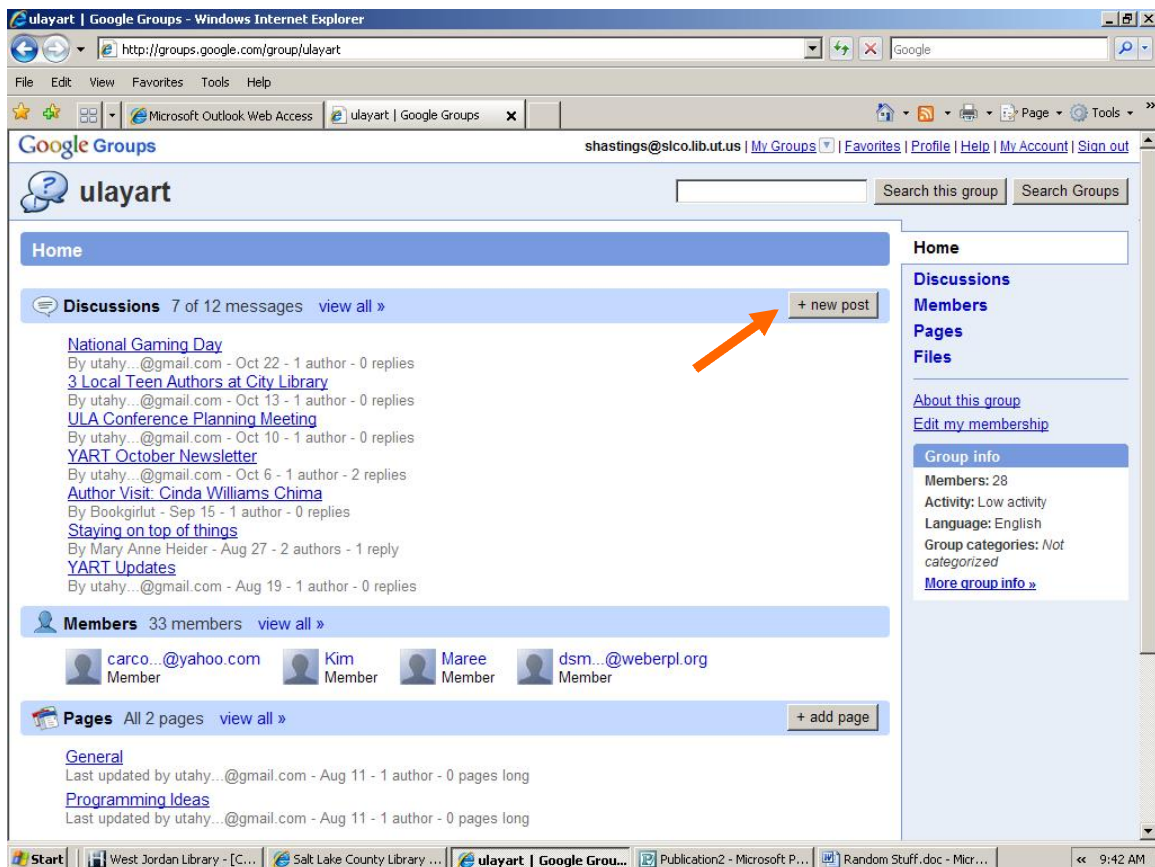


3. Click on “ulayart.”

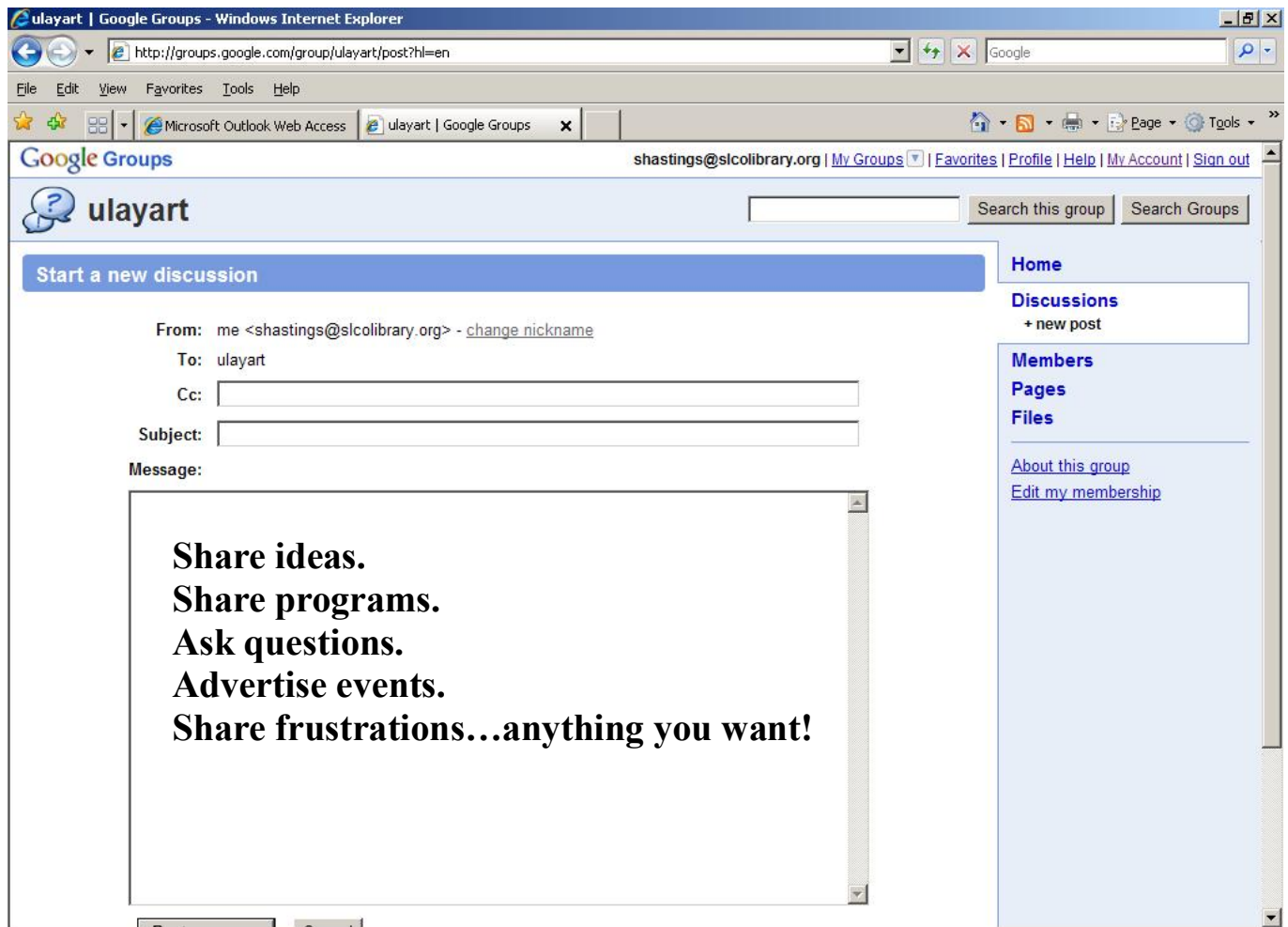


How to add a message:

1. Click on “new post.”



2. Enter a subject and post your message. The message will automatically be emailed to every member of YART's Google group.



The screenshot shows a web browser window titled "ulayart | Google Groups - Windows Internet Explorer". The address bar shows the URL "http://groups.google.com/group/ulayart/post?hl=en". The browser's menu bar includes "File", "Edit", "View", "Favorites", "Tools", and "Help". The toolbar shows "Microsoft Outlook Web Access" and "ulayart | Google Groups". The page header includes the "Google Groups" logo, the group name "ulayart", and a search bar. The main content area is titled "Start a new discussion" and contains a form for posting a message. The form fields are: "From: me <shastings@slcolibrary.org> - [change nickname](#)", "To: ulayart", "Cc: [text box]", "Subject: [text box]", and "Message: [text area]". The message text area contains the following text: "Share ideas.", "Share programs.", "Ask questions.", "Advertise events.", and "Share frustrations...anything you want!". The right sidebar contains links for "Home", "Discussions + new post", "Members", "Pages", "Files", "About this group", and "Edit my membership".

ulayart | Google Groups - Windows Internet Explorer

http://groups.google.com/group/ulayart/post?hl=en

File Edit View Favorites Tools Help

Microsoft Outlook Web Access ulayart | Google Groups

Google Groups shastings@slcolibrary.org | My Groups | Favorites | Profile | Help | My Account | Sign out

ulayart

Search this group Search Groups

Start a new discussion

From: me <shastings@slcolibrary.org> - [change nickname](#)

To: ulayart

Cc: [text box]

Subject: [text box]

Message:

Share ideas.
Share programs.
Ask questions.
Advertise events.
Share frustrations...anything you want!

Home
Discussions
+ new post
Members
Pages
Files
[About this group](#)
[Edit my membership](#)

3. Enter a subject and post your message. The message will automatically be emailed to every member of YART's Google group.
4. You can respond to messages and answer questions or just share dialog.

How to share a file:

1. Click on “Files.”
2. Click on “Upload file.”

Files - ulayart | Google Groups - Windows Internet Explorer

http://groups.google.com/group/ulayart/files?hl=en

shastings@slcolibrary.org | My Groups | Favorites | Profile | Help | My Account | Sign out

ulayart

Search this group Search Groups

Files

View: List, Grid

+ Upload file

Filename	Uploaded by	Size	Date uploaded
NewsletterOctober08.pdf	utahy...@gmail.com	2.0 MB	Oct 6
Toolsforstayingcurrent.pdf	Carrie	546.4 KB	Aug 16

2 files

Your group is currently using 3% of its quota - 2.5 MB of 100.0 MB.

[Report a file](#)

Please share files for programs or advertising. Anything that will help your fellow librarians.

Home
Discussions
Members
Pages
Files
+ upload new file

[About this group](#)
[Edit my membership](#)

Group info

Members: 28
Activity: Low activity
Language: English
Group categories: Not categorized
[More group info »](#)

[Create a group](#) - [Google Groups](#) - [Google Home](#) - [Terms of Service](#) - [Privacy Policy](#)

©2008 Google

If you have any questions please feel free to email utahyart@gmail.com.